



Diane Ruscito
COMP APP I (WIN/WORD/EXCEL/PWR-PT) (POFI1301 40231S)

BC Survey - Results 2023 Fall (16-Week - 231S), COMP APP I (WIN/WORD/

Dear Instructor,

Below are the 2023 Fall (16-Week - 231S) survey results for "COMP APP I (WIN/WORD/EXCEL/PWR-PT) (POFI1301 40231S)".

The overall indicator is listed first.

The second part of the analysis lists the average values of all individual questions.

Comments are listed at the report's end.

If you have any further questions, please reach out to a member of PIER.

Best regards,

Robert Wood
Assistant Research Analyst
Brazosport College
500 College Drive
Lake Jackson, TX 77566
(979)-230-3189
robert.wood@brazosport.edu

Diane Ruscito
2023 Fall (16-Week - 231S)
COMP APP I (WIN/WORD/EXCEL/PWR-PT) (POFI1301 40231S)
No. of responses = 7

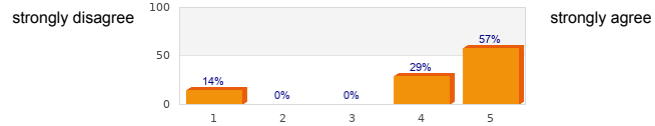


Survey Results

3. Level of Agreeance:

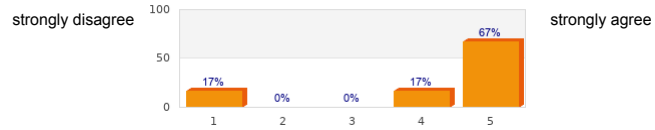
| 3.1) Instructions for course activities and assignments were clear. | strongly disagree | <table><tr><th>Response</th><th>Percentage</th></tr><tr><td>1</td><td>14%</td></tr><tr><td>2</td><td>0%</td></tr><tr><td>3</td><td>0%</td></tr><tr><td>4</td><td>14%</td></tr><tr><td>5</td><td>71%</td></tr></table> | Response | Percentage | 1 | 14% | 2 | 0% | 3 | 0% | 4 | 14% | 5 | 71% | strongly agree | n=7 av.=4.3 md=5 dev.=1.5 |
|---|-------------------|--|----------|------------|---|-----|---|----|---|-----|---|-----|---|-----|----------------|---|
| Response | Percentage | | | | | | | | | | | | | | | |
| 1 | 14% | | | | | | | | | | | | | | | |
| 2 | 0% | | | | | | | | | | | | | | | |
| 3 | 0% | | | | | | | | | | | | | | | |
| 4 | 14% | | | | | | | | | | | | | | | |
| 5 | 71% | | | | | | | | | | | | | | | |
| 3.2) The workload in this course was well distributed throughout the term. | strongly disagree | <table><tr><th>Response</th><th>Percentage</th></tr><tr><td>1</td><td>14%</td></tr><tr><td>2</td><td>0%</td></tr><tr><td>3</td><td>0%</td></tr><tr><td>4</td><td>14%</td></tr><tr><td>5</td><td>71%</td></tr></table> | Response | Percentage | 1 | 14% | 2 | 0% | 3 | 0% | 4 | 14% | 5 | 71% | strongly agree | n=7 av.=4.3 md=5 dev.=1.5 |
| Response | Percentage | | | | | | | | | | | | | | | |
| 1 | 14% | | | | | | | | | | | | | | | |
| 2 | 0% | | | | | | | | | | | | | | | |
| 3 | 0% | | | | | | | | | | | | | | | |
| 4 | 14% | | | | | | | | | | | | | | | |
| 5 | 71% | | | | | | | | | | | | | | | |
| 3.3) The course was delivered as outlined in the syllabus. | strongly disagree | <table><tr><th>Response</th><th>Percentage</th></tr><tr><td>1</td><td>14%</td></tr><tr><td>2</td><td>0%</td></tr><tr><td>3</td><td>0%</td></tr><tr><td>4</td><td>14%</td></tr><tr><td>5</td><td>71%</td></tr></table> | Response | Percentage | 1 | 14% | 2 | 0% | 3 | 0% | 4 | 14% | 5 | 71% | strongly agree | n=7 av.=4.3 md=5 dev.=1.5 |
| Response | Percentage | | | | | | | | | | | | | | | |
| 1 | 14% | | | | | | | | | | | | | | | |
| 2 | 0% | | | | | | | | | | | | | | | |
| 3 | 0% | | | | | | | | | | | | | | | |
| 4 | 14% | | | | | | | | | | | | | | | |
| 5 | 71% | | | | | | | | | | | | | | | |
| 3.4) Assessments/exams were based on material covered in assignments, readings, lectures, videos, group activities, etc. | strongly disagree | <table><tr><th>Response</th><th>Percentage</th></tr><tr><td>1</td><td>14%</td></tr><tr><td>2</td><td>0%</td></tr><tr><td>3</td><td>0%</td></tr><tr><td>4</td><td>14%</td></tr><tr><td>5</td><td>71%</td></tr></table> | Response | Percentage | 1 | 14% | 2 | 0% | 3 | 0% | 4 | 14% | 5 | 71% | strongly agree | n=7 av.=4.3 md=5 dev.=1.5 |
| Response | Percentage | | | | | | | | | | | | | | | |
| 1 | 14% | | | | | | | | | | | | | | | |
| 2 | 0% | | | | | | | | | | | | | | | |
| 3 | 0% | | | | | | | | | | | | | | | |
| 4 | 14% | | | | | | | | | | | | | | | |
| 5 | 71% | | | | | | | | | | | | | | | |
| 3.5) The instructor made learning relevant to my field of study, career, or degree. | strongly disagree | <table><tr><th>Response</th><th>Percentage</th></tr><tr><td>1</td><td>14%</td></tr><tr><td>2</td><td>0%</td></tr><tr><td>3</td><td>0%</td></tr><tr><td>4</td><td>14%</td></tr><tr><td>5</td><td>71%</td></tr></table> | Response | Percentage | 1 | 14% | 2 | 0% | 3 | 0% | 4 | 14% | 5 | 71% | strongly agree | n=7 av.=4.3 md=5 dev.=1.5 |
| Response | Percentage | | | | | | | | | | | | | | | |
| 1 | 14% | | | | | | | | | | | | | | | |
| 2 | 0% | | | | | | | | | | | | | | | |
| 3 | 0% | | | | | | | | | | | | | | | |
| 4 | 14% | | | | | | | | | | | | | | | |
| 5 | 71% | | | | | | | | | | | | | | | |
| 3.6) The instructor used a variety of instructional methods (examples: group discussions, student presentations, student activities, lab activities, online discussions, video assignments, case studies, etc.) | strongly disagree | <table><tr><th>Response</th><th>Percentage</th></tr><tr><td>1</td><td>14%</td></tr><tr><td>2</td><td>0%</td></tr><tr><td>3</td><td>14%</td></tr><tr><td>4</td><td>14%</td></tr><tr><td>5</td><td>57%</td></tr></table> | Response | Percentage | 1 | 14% | 2 | 0% | 3 | 14% | 4 | 14% | 5 | 57% | strongly agree | n=7 av.=4 md=5 dev.=1.5 |
| Response | Percentage | | | | | | | | | | | | | | | |
| 1 | 14% | | | | | | | | | | | | | | | |
| 2 | 0% | | | | | | | | | | | | | | | |
| 3 | 14% | | | | | | | | | | | | | | | |
| 4 | 14% | | | | | | | | | | | | | | | |
| 5 | 57% | | | | | | | | | | | | | | | |
| 3.7) The instructor provided timely feedback on my assignments. | strongly disagree | <table><tr><th>Response</th><th>Percentage</th></tr><tr><td>1</td><td>14%</td></tr><tr><td>2</td><td>0%</td></tr><tr><td>3</td><td>0%</td></tr><tr><td>4</td><td>29%</td></tr><tr><td>5</td><td>57%</td></tr></table> | Response | Percentage | 1 | 14% | 2 | 0% | 3 | 0% | 4 | 29% | 5 | 57% | strongly agree | n=7 av.=4.1 md=5 dev.=1.5 |
| Response | Percentage | | | | | | | | | | | | | | | |
| 1 | 14% | | | | | | | | | | | | | | | |
| 2 | 0% | | | | | | | | | | | | | | | |
| 3 | 0% | | | | | | | | | | | | | | | |
| 4 | 29% | | | | | | | | | | | | | | | |
| 5 | 57% | | | | | | | | | | | | | | | |
| 3.8) The instructor exhibited professional behavior, treated students respectfully, and used appropriate language during class. | strongly disagree | <table><tr><th>Response</th><th>Percentage</th></tr><tr><td>1</td><td>17%</td></tr><tr><td>2</td><td>0%</td></tr><tr><td>3</td><td>0%</td></tr><tr><td>4</td><td>17%</td></tr><tr><td>5</td><td>67%</td></tr></table> | Response | Percentage | 1 | 17% | 2 | 0% | 3 | 0% | 4 | 17% | 5 | 67% | strongly agree | n=6 av.=4.2 md=5 dev.=1.6 ab.=1 |
| Response | Percentage | | | | | | | | | | | | | | | |
| 1 | 17% | | | | | | | | | | | | | | | |
| 2 | 0% | | | | | | | | | | | | | | | |
| 3 | 0% | | | | | | | | | | | | | | | |
| 4 | 17% | | | | | | | | | | | | | | | |
| 5 | 67% | | | | | | | | | | | | | | | |

3.9) The instructor provided grades within the stated timeframe.



n=7
av.=4.1
md=5
dev.=1.5

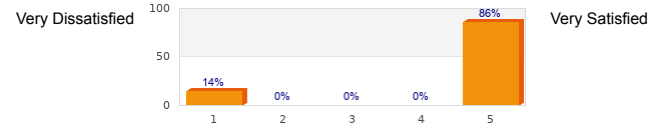
3.10) The instructor was accessible to answer questions and explain material outside of class according to office hours.



n=6
av.=4.2
md=5
dev.=1.6
ab.=1

4. Overall Satisfaction With This Course:

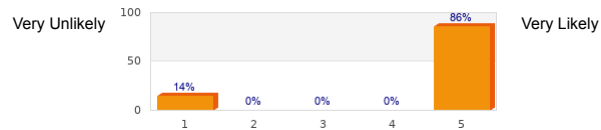
4.1) Please rate your overall satisfaction with the learning experience in this course.



n=7
av.=4.4
md=5
dev.=1.5

5. Course Recommendation:

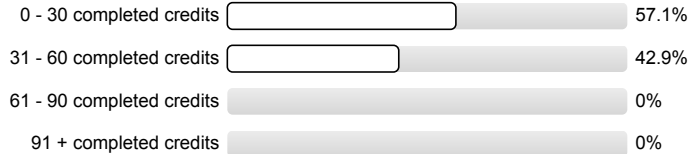
5.1) How likely are you to recommend this course with this instructor to a friend?



n=7
av.=4.4
md=5
dev.=1.5

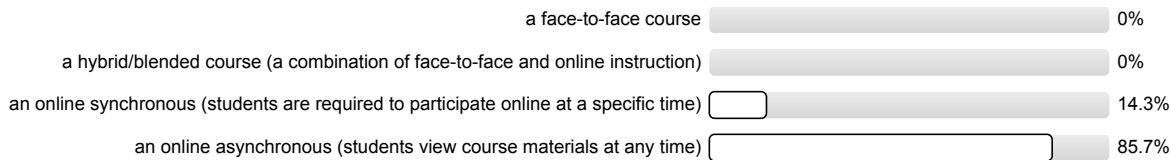
7. Student Demographics:

7.1) How many credits have you completed toward your degree or certificate?



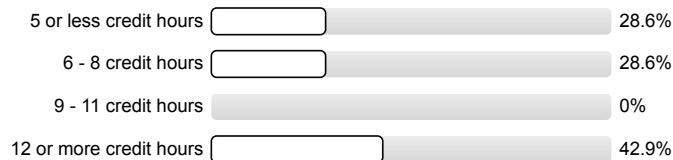
n=7

7.2) This course is instructed as:




n=7

7.3) This term I am currently enrolled in:




n=7

7.4) My current major is:



n=6

7.5) I am currently a high school student taking college courses.



n=7

Comments Report

2. More Than One Instructor:

2.1) **If your course had more than one instructor.** in the box type the name of the instructor you are assessing. If your course only had one instructor, skip this question.

■ DIANA NASER

6. Open Response:

6.1) What are the strengths of this course?

- For me specifically, this course has helped me greatly strengthen my skills and given me the tools I didn't know i was going to need for other classes in the term, for the remainder of my time in college, and for my career in general. The course gives insight into tools most ignore in computer applications.
- I am learning more than I expected.
- The ease of the online access
- The information and curriculum was very thorough.
- The instructions are very clear and easy to follow. The instructor has been great.
- This class has helped in my everyday life in my fulltime job, it has opened my eyes to what can be done .

6.2) What changes would you recommend that would improve this course?

- I have enjoyed this course, I would not change anything. The instructor does a good job explaining the material, she responds quickly to e-mails, and helps solve problems.
- I would make this class available before bachelor's calssed are offered.
- None
- None, really. The course was well distributed and it is very helpful.
- no changes
- none

6.3) Any further, constructive comments?

- I highly enjoyed this course and the instructor was top tier.
- Just want to thank Professor Ruscito. She was very helpful and provided good feedback.
- N/A